


View 8X

The top of the line core alignment splicer

- Core alignment
- High-speed splicing and heating
- Large battery capacity
- Bright operating light
- Versatile fiber holder
- 5-inch color LCD touch screen
- Intuitive operation with smart GUI





EXTENDED
3
YEARS
WARRANTY



Pressure heater technology:
Reducing heating time to only
9 seconds



Improved lighting:
For better visibility in dark
environment



Tool-free field-replaceable
electrodes:
Electrodes easy to replace



Higher energy efficiency:
Increased number of cycles, even
with the same battery capacity



Versatile fiber holder:
Switch between Standard
and Loose-Tube fibers







5,0 inch touch screen with smart GUI
Highest magnification: x 520
Double tap to zoom in & out

The View 8X from INNO Instrument is a first-class core alignment splicer. The X stands for “eXceed eXpectations”—and that’s exactly what the View 8X does: it exceeds your expectations. The South Korean high-end manufacturer’s flagship sets the benchmark for splicing efficiency. Period.

This device’s features are not lacking in superlatives: Splicing time: 4 seconds. Heating time: 9 seconds. Battery power: 500 work cycles. Magnification: 520 ×.

Plus a high-resolution 5-inch color LCD touchscreen, intuitive user interface, robust design, large memory for measured values and documentation images. The View 8X is not to be overlooked.

A decisive added value of INNO splicers is the integration into the free View Pro Cloud Management System, which enables an entirely new level of remote management. The web-based application enables on-site staff and back-office management to optimize workflows, generate comprehensive evaluations and much more:

-  Real-time tracking
-  Centralized reports and data
-  Optimized work and job management
-  Device management for calibration monitoring etc.

Specifications

Model	View 8X
Number of fibers	Single
Alignment method	Core alignment
Applicable fibers	SM (ITU-T G.652 & G.657) / MM (ITU-T G.651) / DS (ITU-T G.653) / NZDS (ITU-T G.655)
Coating diameter	100 µm to 3 mm
Cleave length	5 to 16 mm
Cladding diameter	80 to 150 µm
Splice programs	Maximal 128 modes
Heating programs	Maximal 32 modes
Typical splice loss	SM: 0.01 dB / MM: 0.01 dB / DS: 0.03 dB / NZDS: 0.03 dB / G.657: 0.01 dB
Splice time (typical) *	Quick mode: 4 seconds / SM mode 5 seconds / Auto mode: 7 seconds
Heating time	Quick mode: 9 seconds / Average: 13 seconds
Protection sleeve length	20 to 60 mm
Display	5.0" Color LCD display, Full Touch Screen
Fiber view	X, Y, XY, X/Y
Fiber display (magnification)	× 360 and × 520
Return loss	> 60 db
Data storage	Last 20,000 (values) or 10,000 (images) results
Pull test	1.96 to 2.25 N
Operation	Keys / Touchscreen
Lighting	White LED
Power supply	AC input 100 to 240V / DC input 9 to 19V
Battery *	Capacity: 9,000 mAh / Typical operation cycles: 500 cycles (splicing and heating)
Electrode life span	6,000 arc discharges
Data output	Cloud (View Pro Manager) and USB-C
Dimensions in mm (Height × Width × Depth)	162 × 143 × 158
Weight	2.68 kg

* Splicing time: measured from the time of fibers entering the screen until the estimated loss is displayed. Splicing time can vary depending on calibration status.

* Battery: Measured as a one-minute splicing and heating cycle. Measured in energy-saving mode.

Environmental conditions and resilience

Operating conditions	Altitude: 0 to 5,000 m above sea level 0 to 95 % relative humidity (non-dew) -10 to 50 °C / Max wind 15 m/sec
Storage conditions	0 to 95 % relative humidity (non-dew) / -40 to 80 °C
Water resistance (IPx2)	Rain resistance: 10 mm/h for 10 minutes
Shock resistance	76 cm for bottom surface drop
Dust resistance (IP5X)	Exposure to dust: 0.1 to 500 µm diameter aluminium silicate

Responsibility for damage resulting from misuse of the product is not accepted.



Water
resistance



Shock
resistance



Dust
resistance

Scope of delivery

Splicer	View 8X	Electrodes	E-70
Cleaver	V12	Battery pack	LBT-30
SOC Holder	FH-SOC-R	Power cable	ACC-25
SOC Heater cover	HTS-SOC-02	USB cable	USB-7P
AC Adapter	JS-180300	Carrying case	ICC-55
Cooling tray	CG-23	Shoulder strap	ST-01

Accessories

In addition to the splicer, various tools are required for the correct preparation of the fibers. If you are not yet equipped for this, we are of course happy to help. Whether it's a suitable stripper, a loose tube cutter, cleaning fluid and cloths or a crimping press, we can provide everything. And we're here to help and advise you. Talk to us or get an initial overview online.

The information in this catalog is subject to change without notice.

Splicing technology in the web
shop: www.kws-electronic.shop

Splicing technology on our
website: www.kws-electronic.com

KWS Electronic Test Equipment GmbH

Tattenhausen · Raiffeisenstraße 9 · 83109 Großkarolinenfeld
Phone 00 49 .(0) 80 67 .90 37-0 · Fax 00 49 .(0) 80 67 .90 37-99
info@kws-electronic.de · www.kws-electronic.com

